

Cloud Power Meter 1Ph

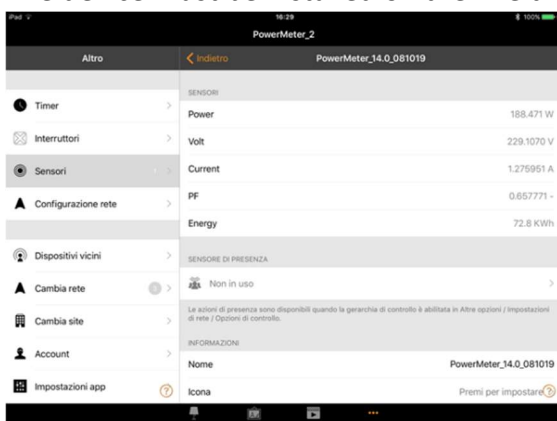


Features:

- Mains Power Meter compatible with Casambi ecosystem.
- Single phase power meter. Measure Power, Volt, Amp , PF, Energy , LED Fixtures Hours
- Data are visible on Casambi App and stored in Casambi Cloud
- Cloud stored data can be retrieved with the included app that allow display, charting, analyzing of all parameters.
- No tools installation : split core current sensor
- Small dimension allow to be easily installed and hidden.

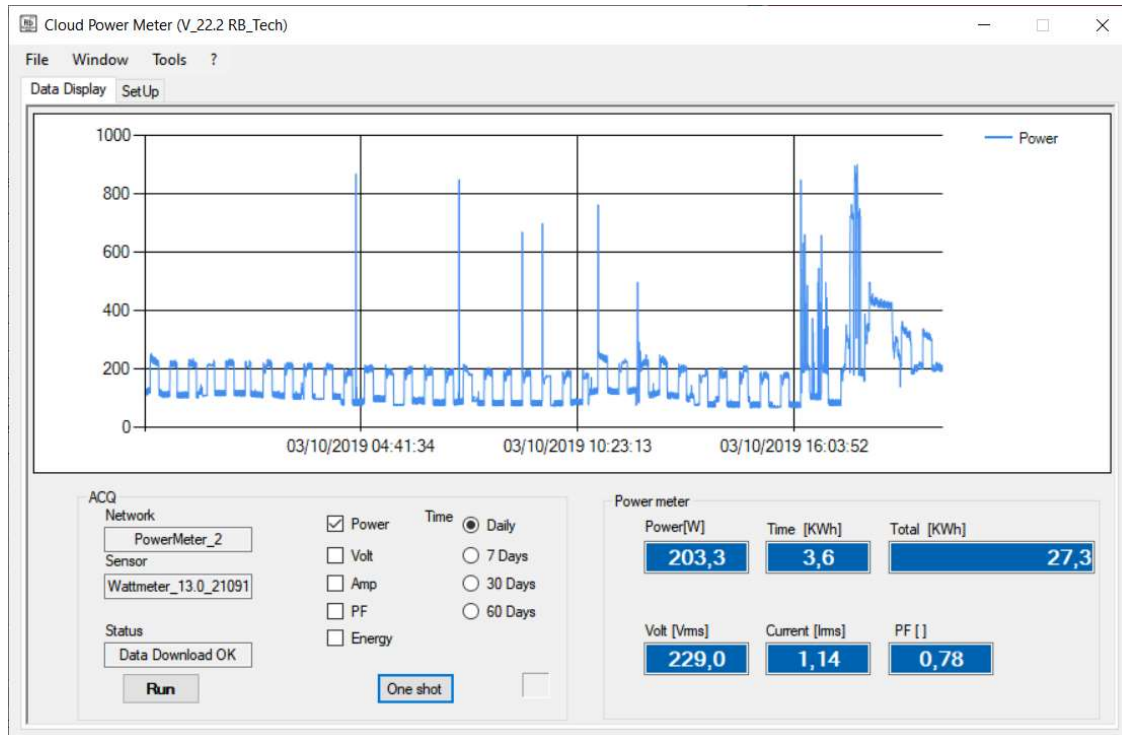
Description

Cloud Power Meter 1Ph is a Casambi ecosystem power meter that allow to measure mains parameter to measure and report energy savings that a Casambi lighting control system allows to get. It consists in a power meter housed in a very small box and a split core current sensor for easy installation. The device has to be paired to a Casambi network and it is visible in Sensor section. Acquired data are available on sensor page app and are stored in Casambi cloud. The device must be installed on the line that supply power to the Casambi controlled fixtures .



The included Windows App (an web app version is in progress) allow to establish a Cloud Casambi API Session to retrieve data from cloud to display, chart and report mains parameters and installation energy consumption.

Software is intuitive and all setup settings are stored and retrieved on App closing and opening.



Technical specification:

Input Voltage : 200-260 Vac

Max current: 30Amp

Max power : 7000 W


Isolation : class 2

Power consumption: 0,7 W

Dimensions: 131x65x30 mm

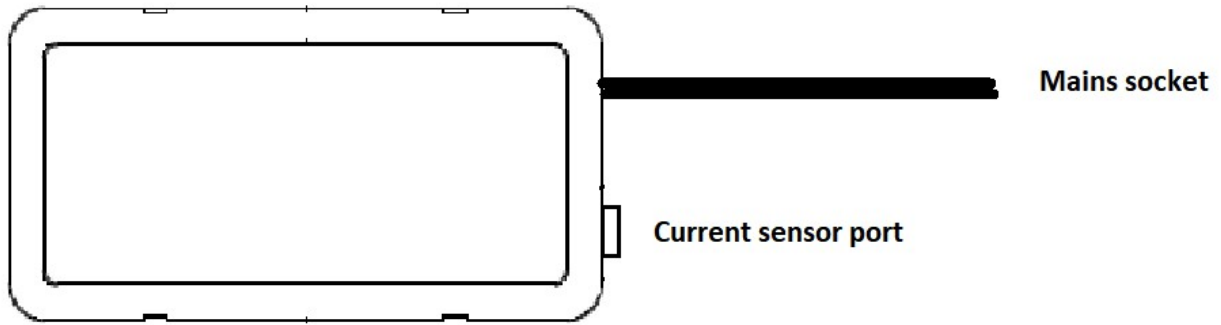
Standards: Electromagnetic compatibility (EMC) - emissions and immunity: EN 62052-11

Electrical safety: EN 61010-1, EN 50470-1 (MID), UL 61010-1

Approvals: 

Warning: Not suitable for legal metrology.

Contact: info@RBTechnik.eu



Installation

- 1) Caution! Electric shock hazard. Trained personnel are required for installation.
- 2) Locate the mains line that supply the fixture installation to be monitored
- 3) Clip one only cable with split core current sensor. (either Line or Neutral).
- 4) Connect Cloud Power Meter to mains (on same phase)
- 5) Cloud power meter has to be in the radio range of at least one Casambi network other node.
- 6) Pair the device with the Casambi network to be monitored.
- 7) An active Casambi network gateway is needed to delivery data to the cloud. Data will be available with some delay (up some hours)
- 8) To measure LED Fixtures operation hours must be set the self-consumption fixture power in the OFF-Power :
 - 1) Set all lamps to dimmer level 0%
 - 2) Take note of measured installation consumption power
 - 3) Set the Power Meter OFF_power parameter in the Casambi APP to a level of measured power + 20%

